


NOTRE DAME SCHOOL, KAIR
V.P.O KAIR-NAJAFGARH
NEW DELHI – 110043
PHONE: 9643654645



HOLIDAY HOMEWORK

(SESSION: 2025-26)

Class: Pre Primary

Student's Name: _____

Section: _____

Roll No: _____ **Adm.No:** _____



Dear Parents,

Dear Parents, Greetings! Here comes awaited summer holidays! Weather has turned very hot. To ensure in this sweltering heat, your ward is busy at home, revising last two months learning we are giving some wonderful creative activities that you and your ward can enjoy doing together and spending quality time with your child as well. The given activities are engaging, fun and educational, focusing on developing various skills through play way activities.

We hope you enjoy a delightful summer vacation with your kids.

Drop Everything and Read

Set aside time to read together at home. Bedtime and other quiet times, like the afternoon, work well. Cuddle with your child and read their favorite book using lots of voice modulation. This will help them in developing their reading habit.

I DO & I LEARN

Remember to do these things every day to help your parents and grandparents:

- Drink lot of water/ juices and eat healthy food.
- Help your mother to set up the dining table before lunch and dinner.
- Remember to wear your apron while doing your activities and use mat while eating. Fold the apron and mat after its use.
- Help your parents by watering the plants in your garden or terrace.
- Ensure to keep your Toys in their place after playing.
- You can help your grandparents in small age-appropriate things like bringing them

Subject	Assignments
English	<ul style="list-style-type: none">★ Learn & write capital letters (A – Z) on Monday and Wednesday (without dots on proper lines) also learn their phonics sounds.★ Learn & write small letters (a – z) on Tuesday and Thursday (without dots on proper lines) also learn their phonics sounds.★ Practice reading of two letter words and ‘a’ sound words daily with the help of phonics sounds.★ Enhance your reading ability.★ Practice dictation of any five ‘a’ sound words on every Friday. And complete the exercises on book The Castle A till ‘a’ sound words.(do one-one page on Friday)★ Learn rhymes.
हिंदी	<ul style="list-style-type: none">★ हर सोमवार और बुधवार (अ से अः तक) लिखने का अभ्यास करे ।★ हर मंगलवार और वीरवार (क से श्र तक) लिखने का अभ्यास करे ।★ हर शुक्रवार दो वर्णों वाले शब्दों (कोई पाँच) का श्रुतलेख का अभ्यास करे ।★ शब्द लेखन की किताब में ३ से ३६ तक के पेज पूरा करे ।(एक एक पेज आप सोमवार और बुधवार को करवाए)

	★ बाल कविताएँ याद करे ।
Mathematics	★ Learn & write forward counting 1 to 100 on Monday. ★ Learn & write backward counting 100 to 1 on Tuesday. ★ Learn & write Number Names 1 to 20 on Wednesday. ★ Complete Number workbook 1- 100 book. Do one-one page on Thursday and Friday.
Drawing & coloring	★ Do daily one page from given PDF.
Art & Craft	★ Make a Father's day Card. ★ Using dry leaf make an artwork on A4 sheet. ★ Make an artwork using finger printing on A3 Sheet. ★ Make a Family Tree on A 4 sheet.


Note: Holiday homework should be done in separate notebook i.e. no.2 notebook of each subject.

Please do not use classwork notebook.

Name: _____

Date : _____

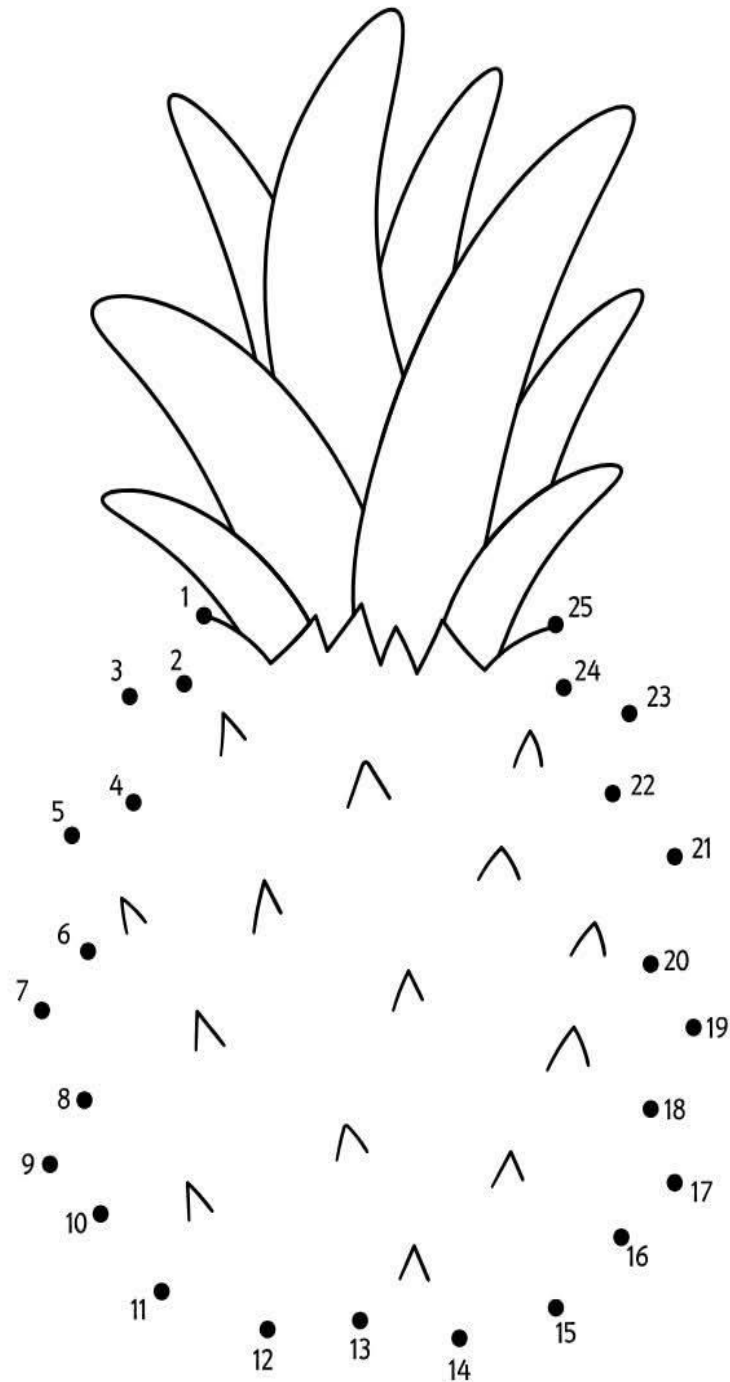
CONNECT THE DOTS



Name: _____

Date : _____

CONNECT THE DOTS



Name: _____

Date : _____

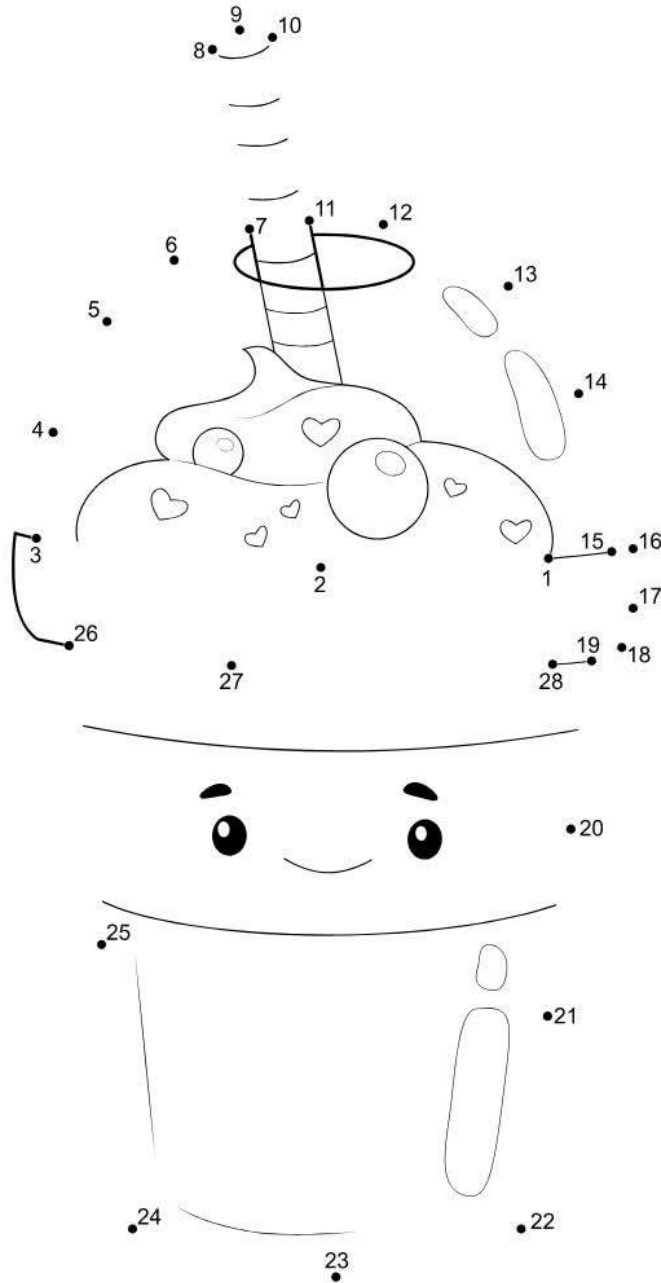
CONNECT THE DOTS



Name: _____

Date : _____


CONNECT THE DOTS



Name: _____


Date : _____

CONNECT THE DOTS




Name: _____

Date : _____




Name: _____

Date : _____




Name: _____

Date : _____



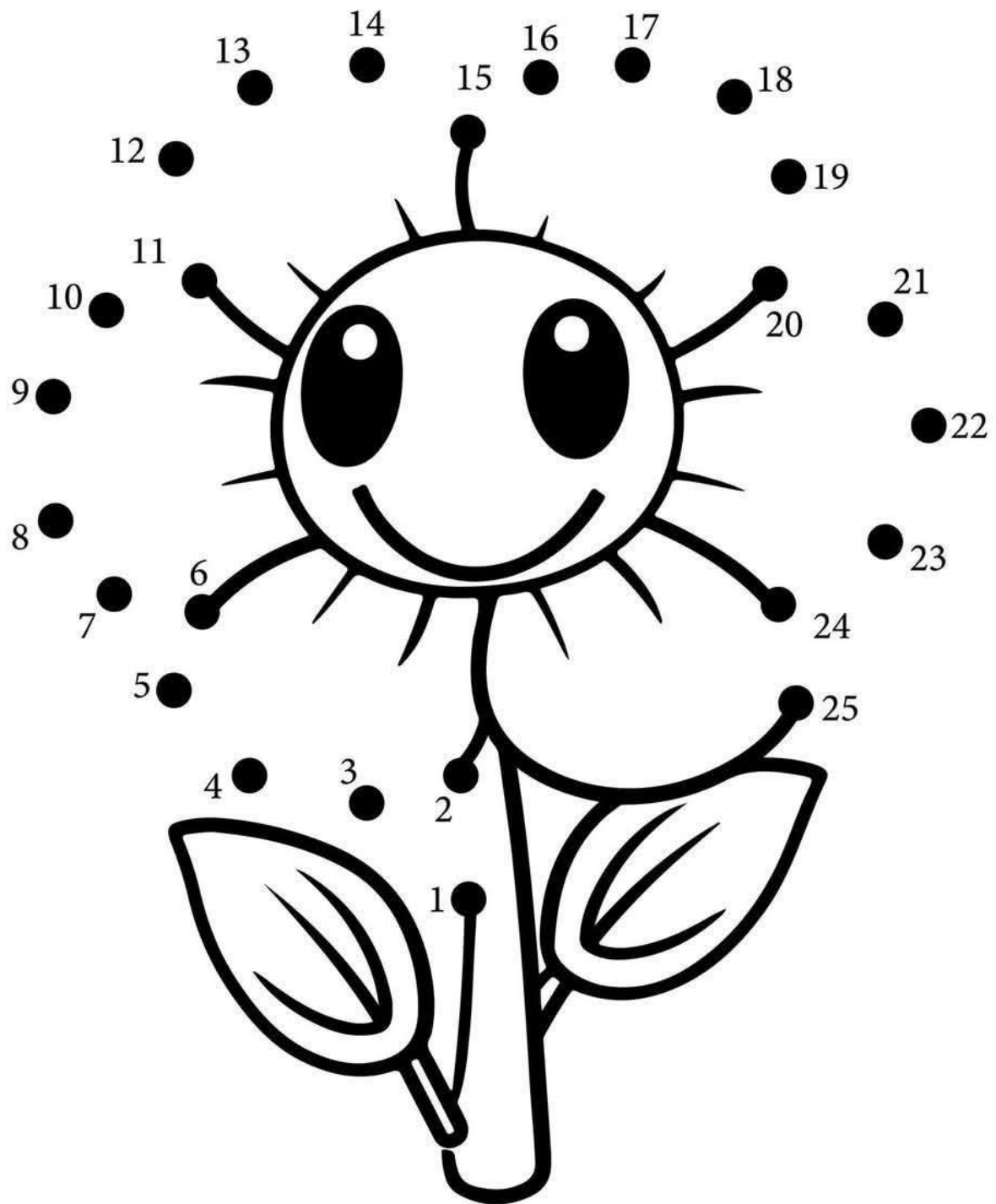
Name: _____

Date : _____




Name: _____

Date : _____



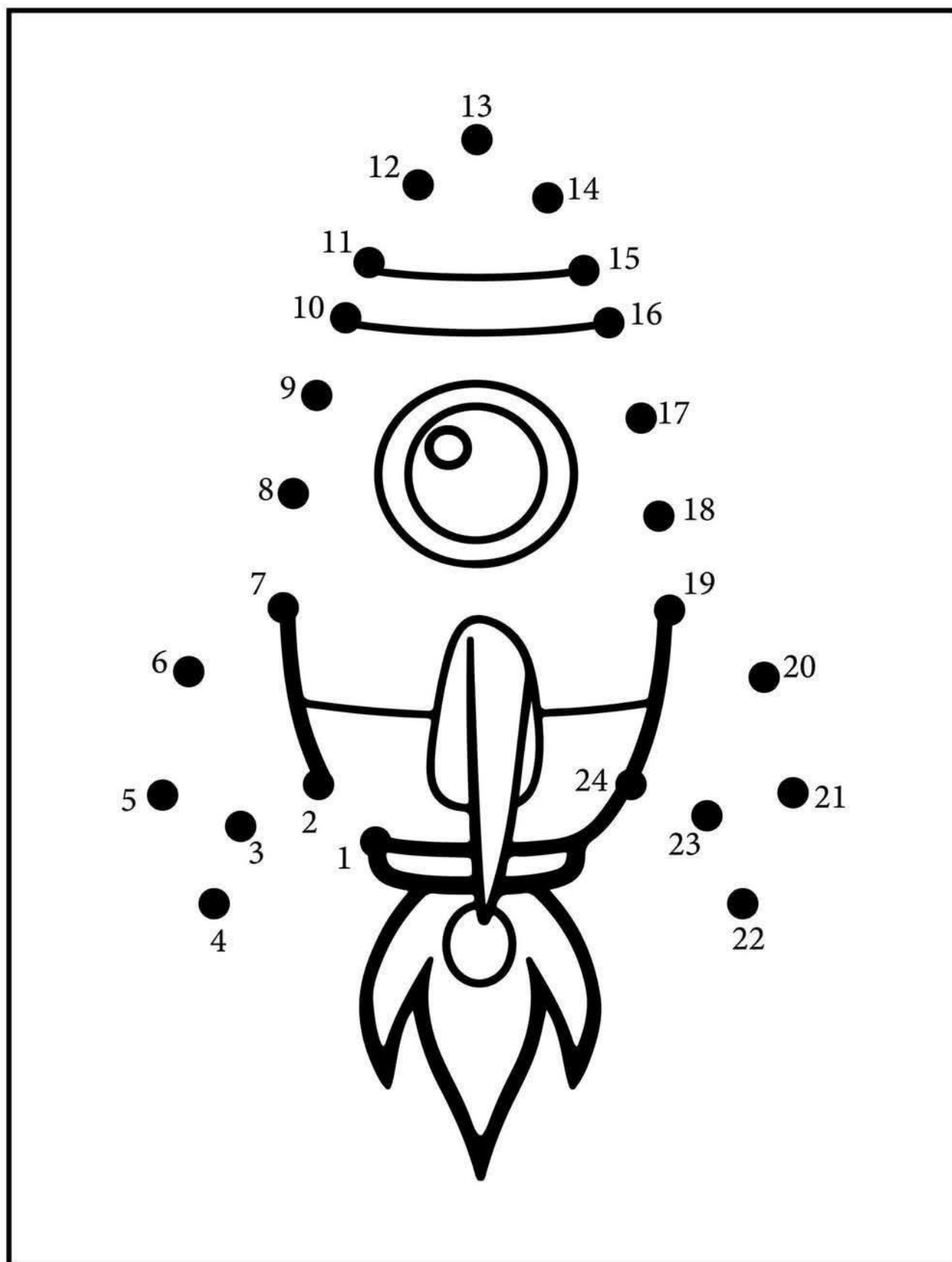
Name: _____

Date : _____



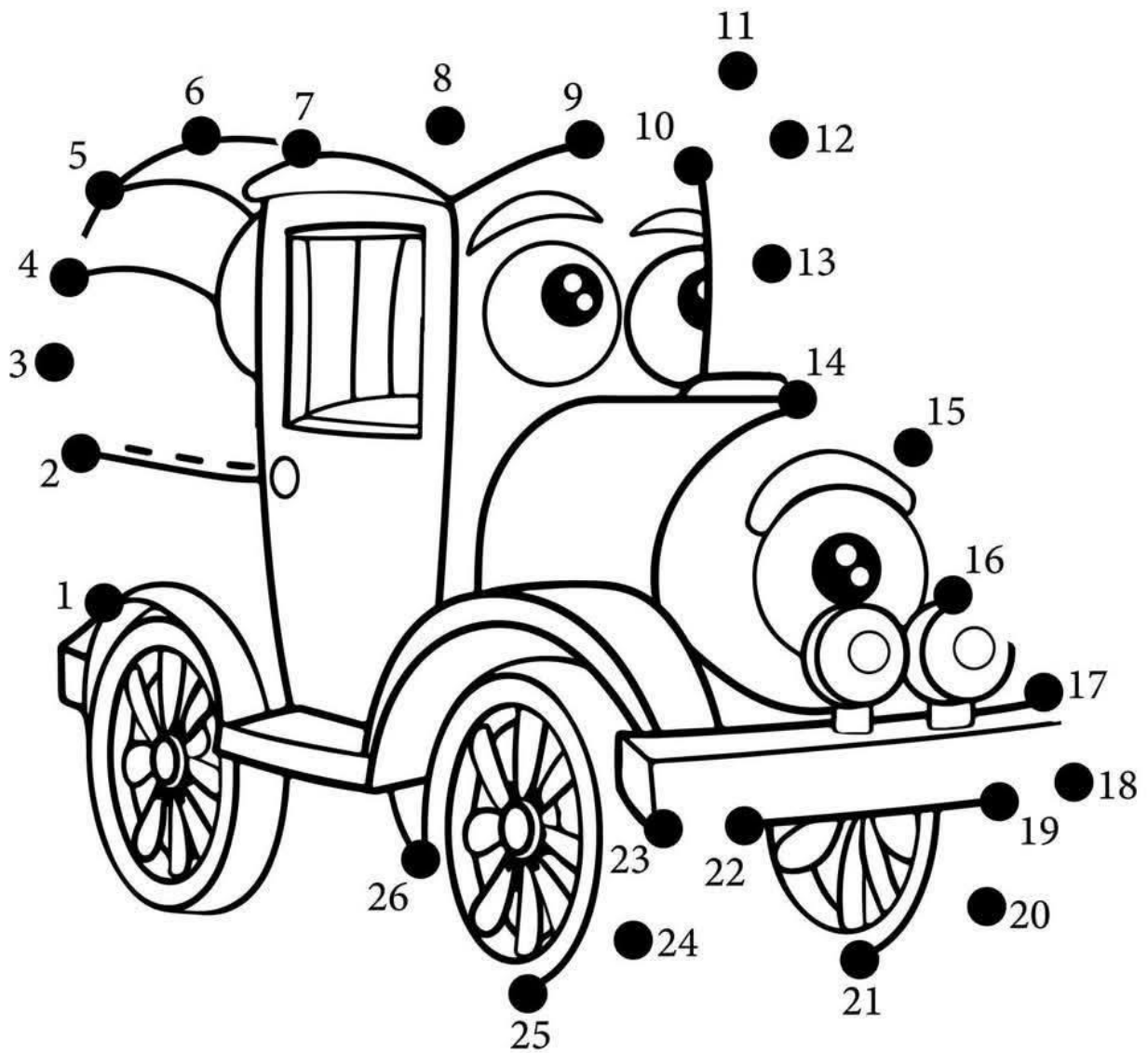
Name: _____

Date : _____



Name: _____



Date : _____




Name: _____

Date : _____

Color the picture.




Kids Activities




Name: _____

Date : _____

Color the picture.



Kids Activities





Name: _____

Date : _____

Color the picture.



Kids Activities




Name: _____

Date : _____

Color the picture.


Kids Activities



Name: _____

Date : _____


Kids Activities



Name: _____

Date : _____


Kids Activities



Kids Activities


Name: _____

Date : _____



Name: _____

Date : _____




Name: _____

Date : _____




Name: _____

Date : _____




Name: _____

Date : _____




Name: _____

Date : _____



Name: _____

Date : _____



Name: _____

Date : _____

